

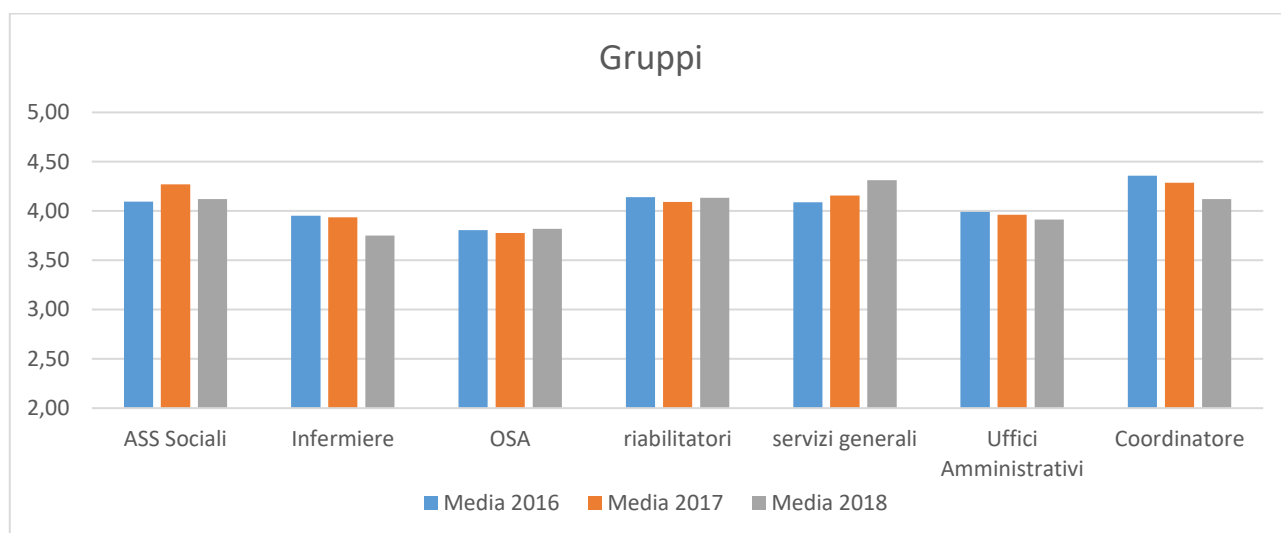
Anno 2018

Valutazione delle performance

Confronto delle performance anni 2016, 2017 e 2018

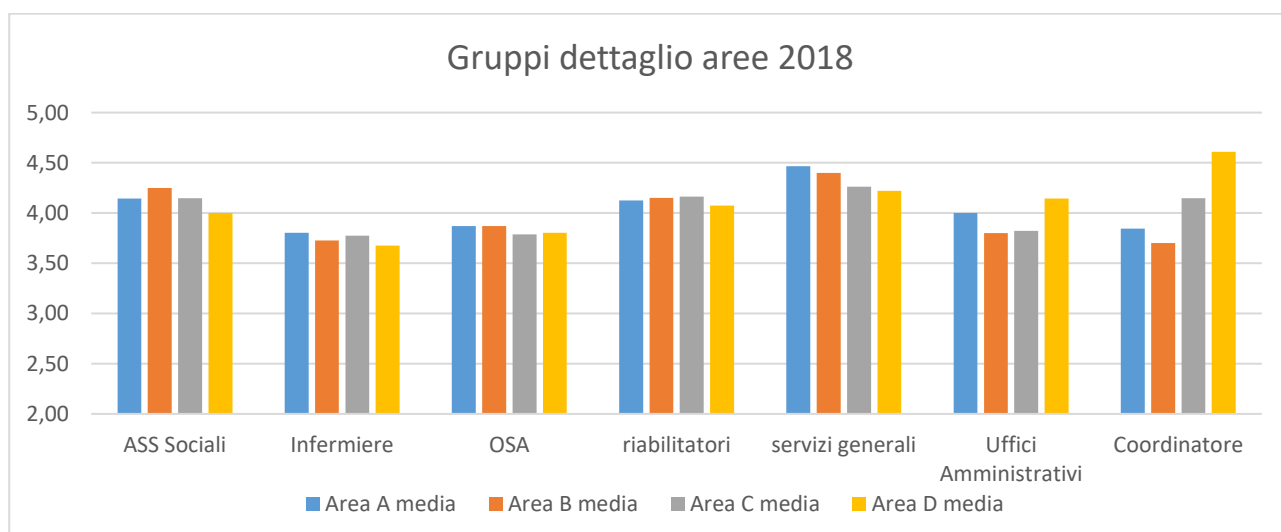
Gruppi Confronto anni 2016, 2017 e 2018

FIGURA	Media 2016	Media 2017	Media 2018
ASS Sociali	4,09	4,27	4,12
Infermierl	3,95	3,94	3,75
OSA	3,81	3,78	3,82
Riabilitatori	4,14	4,09	4,13
Servizi generali	4,09	4,16	4,31
Uffici Amministrativi	3,99	3,96	3,91
Coordinatorl	4,36	4,29	4,12



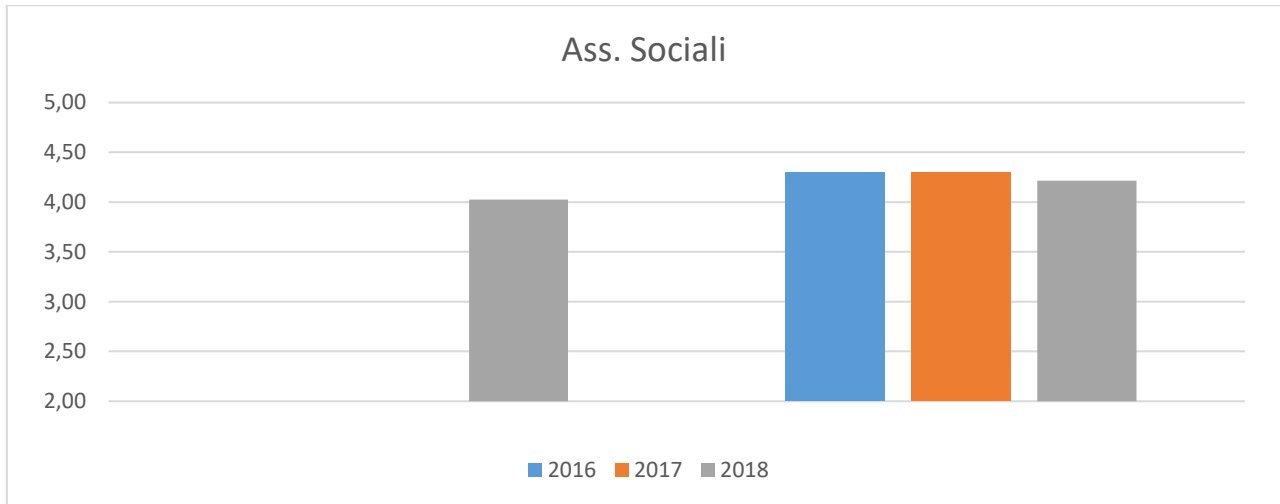
Dettaglio Aree anno 2018

FIGURA	Area A media	Area B media	Area C media	Area D media
ASS Sociali	4,14	4,25	4,15	4,00
Infermierl	3,80	3,73	3,78	3,68
OSA	3,87	3,87	3,79	3,80
Riabilitatori	4,12	4,15	4,16	4,07
Servizi generali	4,47	4,40	4,26	4,22
Uffici Amministrativi	4,00	3,80	3,82	4,14
Coordinatorl	3,84	3,70	4,15	4,61



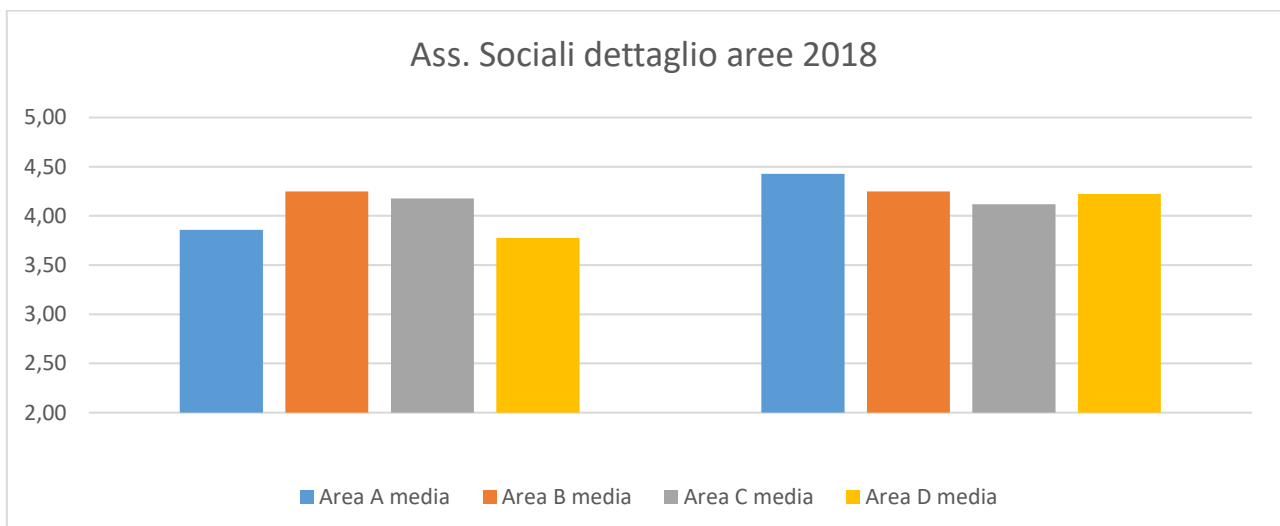
Assistenti Sociali Confronto anni 2016, 2017 e 2018

Cognome Nome	2016	2017	2018
XXXXXXXXXX	-	-	4,03
XXXXXXXXXX	4,30	4,30	4,22



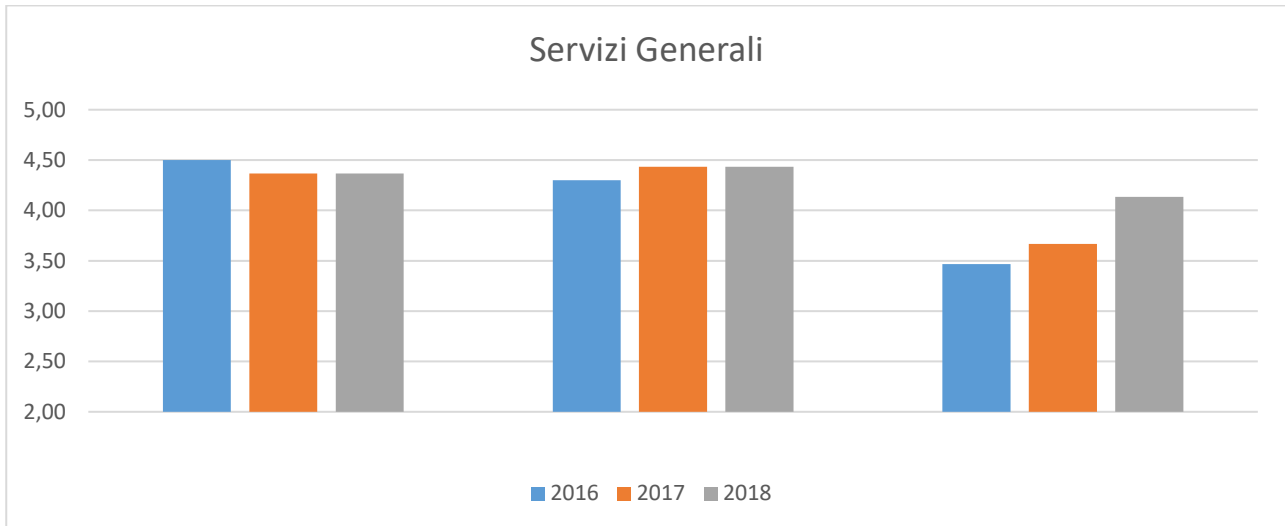
Dettaglio Aree anno 2018

2017 Nome cognome	Area A media	Area B media	Area C media	Area D media
XXXXXXXXXX	4,43	4,25	4,18	4,44
XXXXXXXXXX	4,00	4,50	4,24	4,33



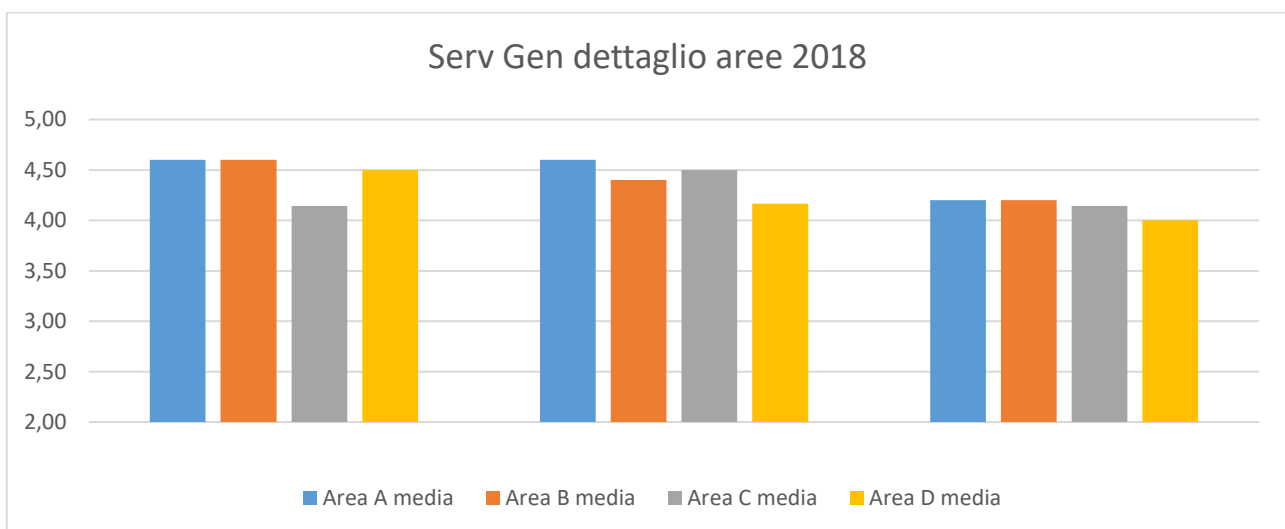
Servizi generali Confronto anni 2016, 2017 e 2018

Cognome Nome	2016	2017	2018
XXXXXXXXXX	4,50	4,37	4,37
XXXXXXXXXX	4,30	4,43	4,43
XXXXXXXXXX	3,47	3,67	4,13



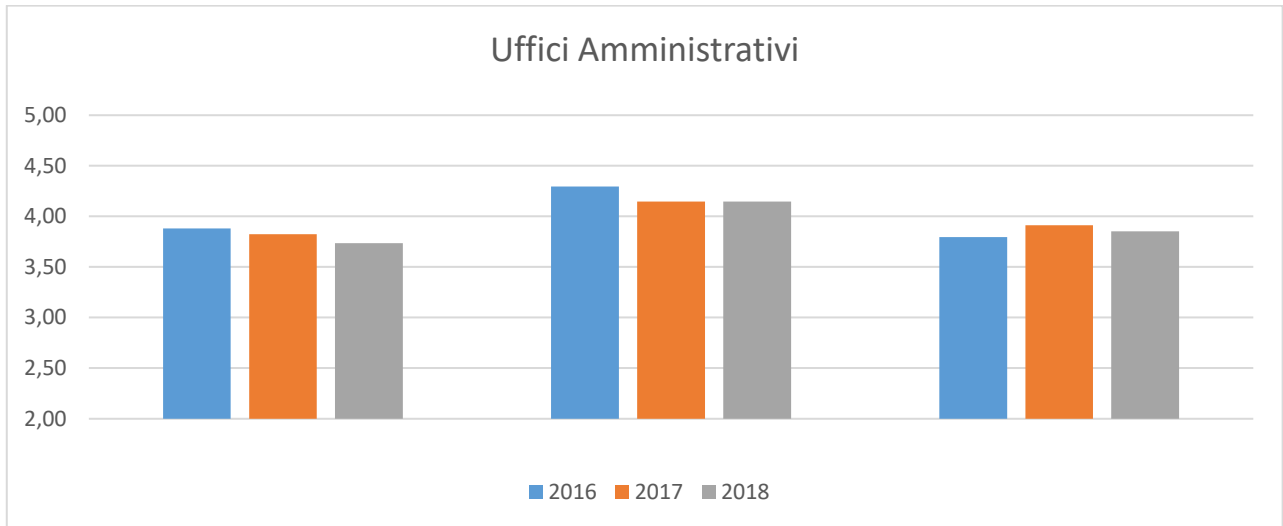
Dettaglio Aree anno 2018

2018 Nome cognome	Area A media	Area B media	Area C media	Area D media
XXXXXXXXXX	4,60	4,60	4,14	4,50
XXXXXXXXXX	4,60	4,40	4,50	4,17
XXXXXXXXXX	4,20	4,20	4,14	4,00



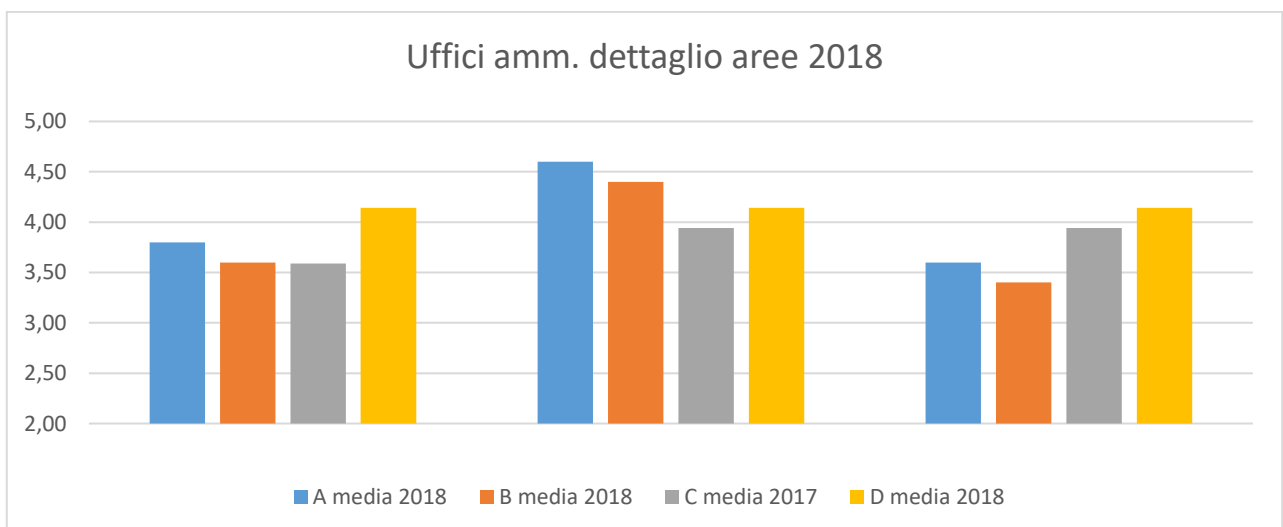
Uffici Amministrativi Confronto anni 2016, 2017 e 2018

Cognome Nome	2016	2017	2018
XXXXXXXXXX	3,88	3,82	3,74
XXXXXXXXXX	4,29	4,15	4,15
XXXXXXXXXX	3,79	3,91	3,85



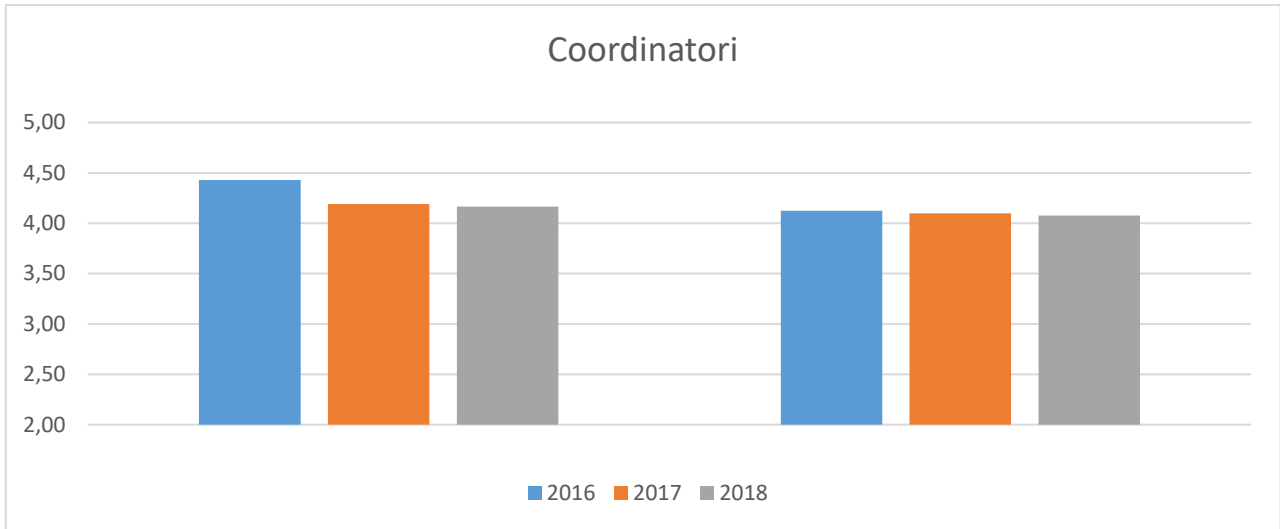
Dettaglio Aree anno 2018

2018 Nome cognome	Area A media	Area B media	Area C media	Area D media
XXXXXXXXXX	3,80	3,60	3,59	4,14
XXXXXXXXXX	4,60	4,40	3,94	4,14
XXXXXXXXXX	3,60	3,40	3,94	4,14



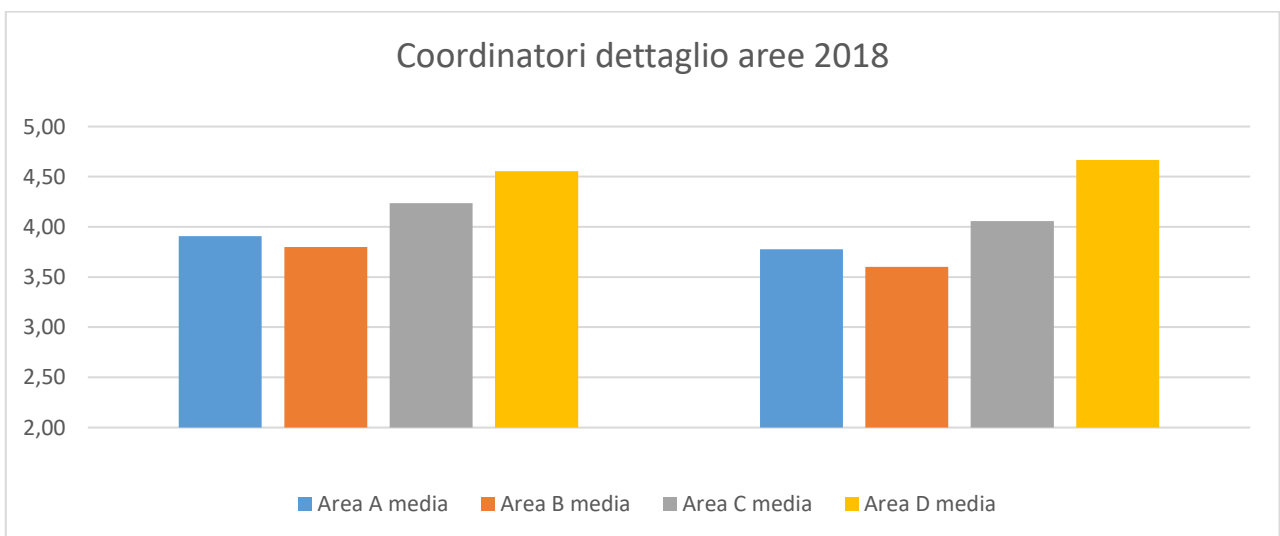
Coordinatori Confronto anni 2016, 2017 e 2018

Nome cognome	2016	2017	2018
XXXXXXXXX	4,43	4,19	4,17
XXXXXXXXX	4,13	4,10	4,08



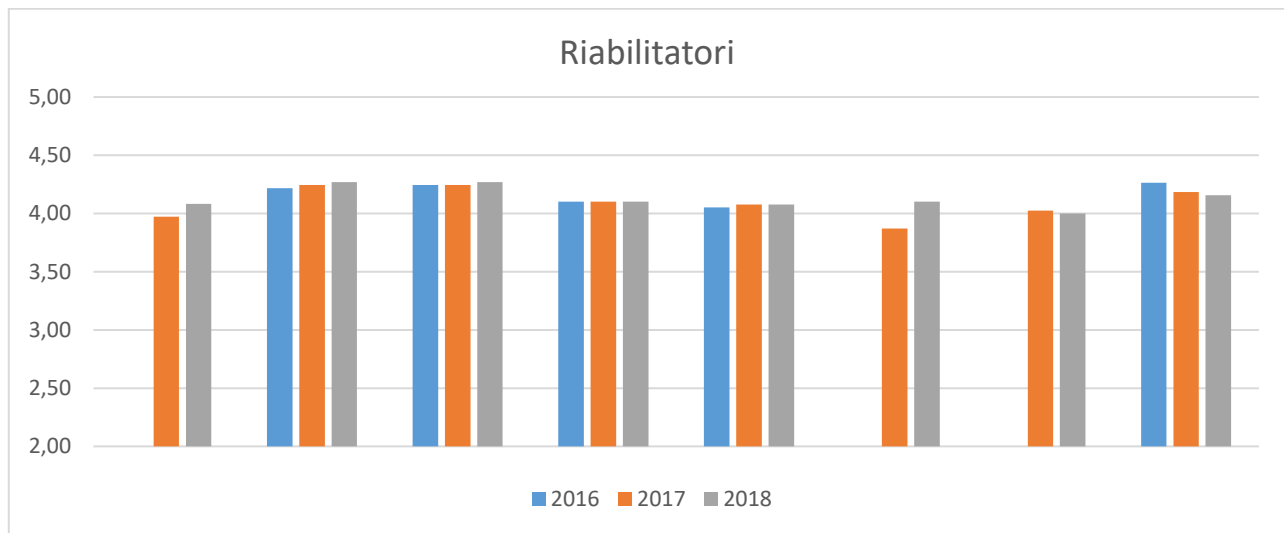
Dettaglio Aree anno 2018

2018 Nome cognome	Area A media	Area B media	Area C media	Area D media
XXXXXXXXX	3,91	3,80	4,24	4,56
XXXXXXXXX	3,78	3,60	4,06	4,67



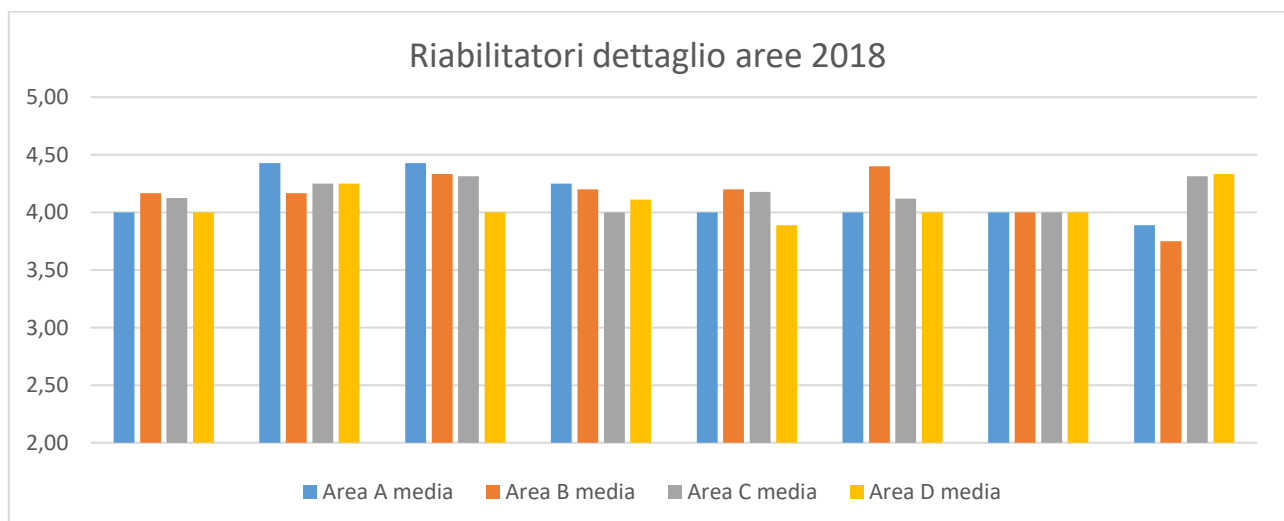
Riabilitatori Confronto anni 2016, 2017 e 2018

Nome cognome	2016	2017	2018
XXXXXXXXX		3,97	4,08
XXXXXXXXX	4,22	4,24	4,27
XXXXXXXXX	4,24	4,24	4,27
XXXXXXXXX	4,10	4,10	4,10
XXXXXXXXX	4,05	4,08	4,08
XXXXXXXXX		3,87	4,10
XXXXXXXXX		4,03	4,00
XXXXXXXXX	4,26	4,18	4,16



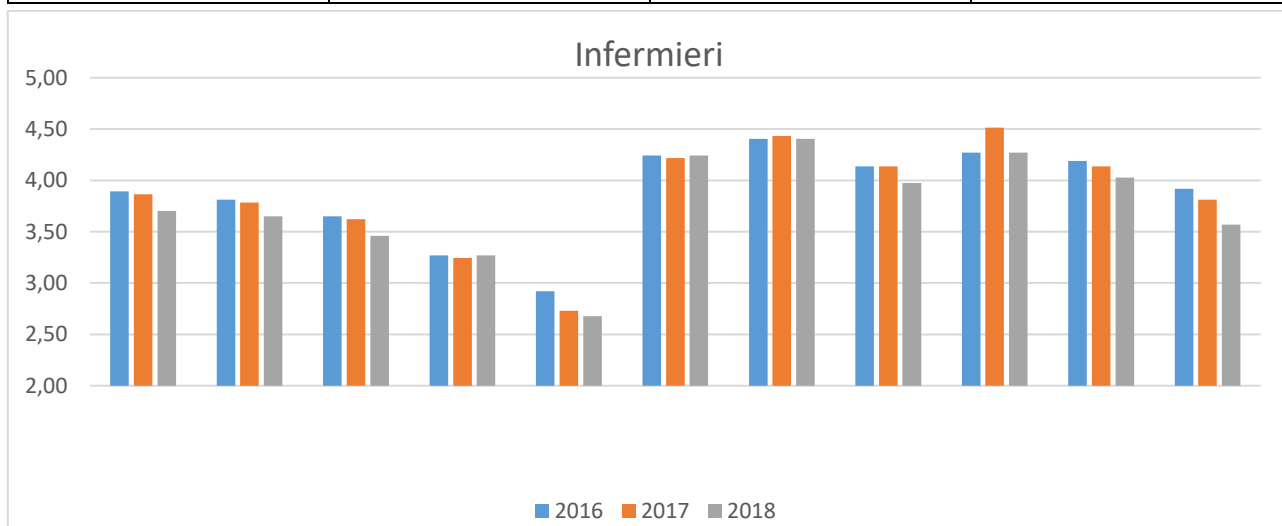
Dettaglio Aree anno 2018

2018 Nome cognome	Area A media	Area B media	Area C media	Area D media
XXXXXXXXX	4,00	4,17	4,13	4,00
XXXXXXXXX	4,43	4,17	4,25	4,25
XXXXXXXXX	4,43	4,33	4,31	4,00
XXXXXXXXX	4,25	4,20	4,00	4,11
XXXXXXXXX	4,00	4,20	4,18	3,89
XXXXXXXXX	4,00	4,40	4,12	4,00
XXXXXXXXX	4,00	4,00	4,00	4,00
XXXXXXXXX	3,89	3,75	4,31	4,33



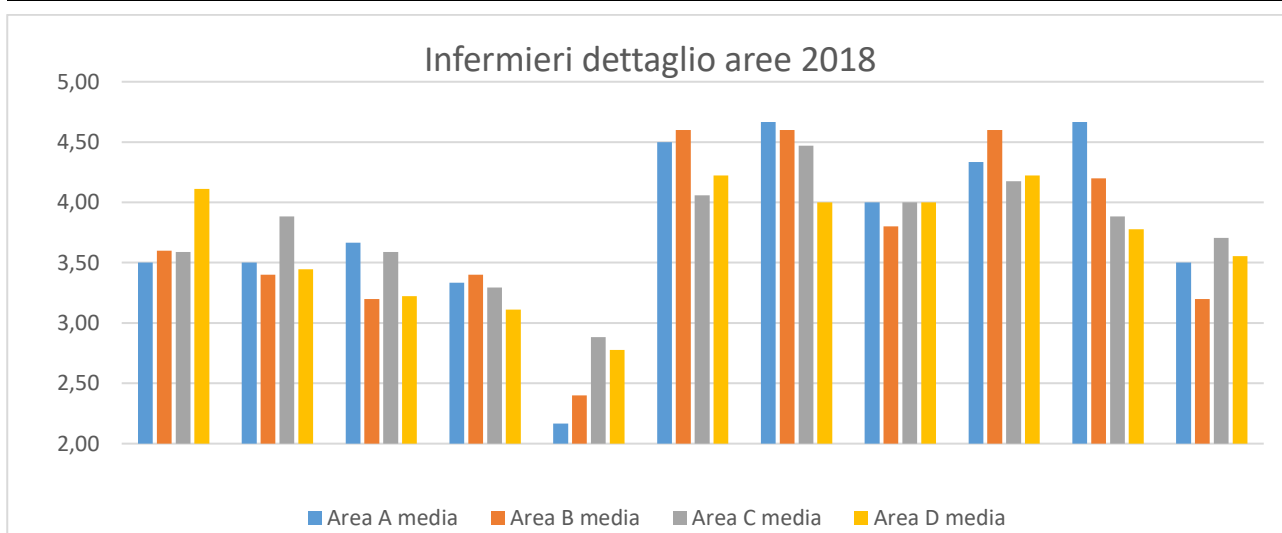
Infermieri Confronto anni 2016, 2017 e 2018

Nome cognome	2016	2017	2018
XXXXXXXXXX	3,89	3,86	3,70
XXXXXXXXXX	3,81	3,78	3,65
XXXXXXXXXX	3,65	3,62	3,46
XXXXXXXXXX	3,27	3,24	3,27
XXXXXXXXXX	2,92	2,73	2,68
XXXXXXXXXX	4,24	4,22	4,24
XXXXXXXXXX	4,41	4,43	4,41
XXXXXXXXXX	4,14	4,14	3,97
XXXXXXXXXX	4,27	4,51	4,27
XXXXXXXXXX	4,19	4,14	4,03
XXXXXXXXXX	3,92	3,81	3,57



Dettaglio Aree anno 2018

2018 Nome cognome	Area A media	Area B media	Area C media	Area D media
XXXXXXXXXX	3,50	3,60	3,59	4,11
XXXXXXXXXX	3,50	3,40	3,88	3,44
XXXXXXXXXX	3,67	3,20	3,59	3,22
XXXXXXXXXX	3,33	3,40	3,29	3,11
XXXXXXXXXX	2,17	2,40	2,88	2,78
XXXXXXXXXX	4,50	4,60	4,06	4,22
XXXXXXXXXX	4,67	4,60	4,47	4,00
XXXXXXXXXX	4,00	3,80	4,00	4,00
XXXXXXXXXX	4,33	4,60	4,18	4,22
XXXXXXXXXX	4,67	4,20	3,88	3,78
XXXXXXXXXX	3,50	3,20	3,71	3,56

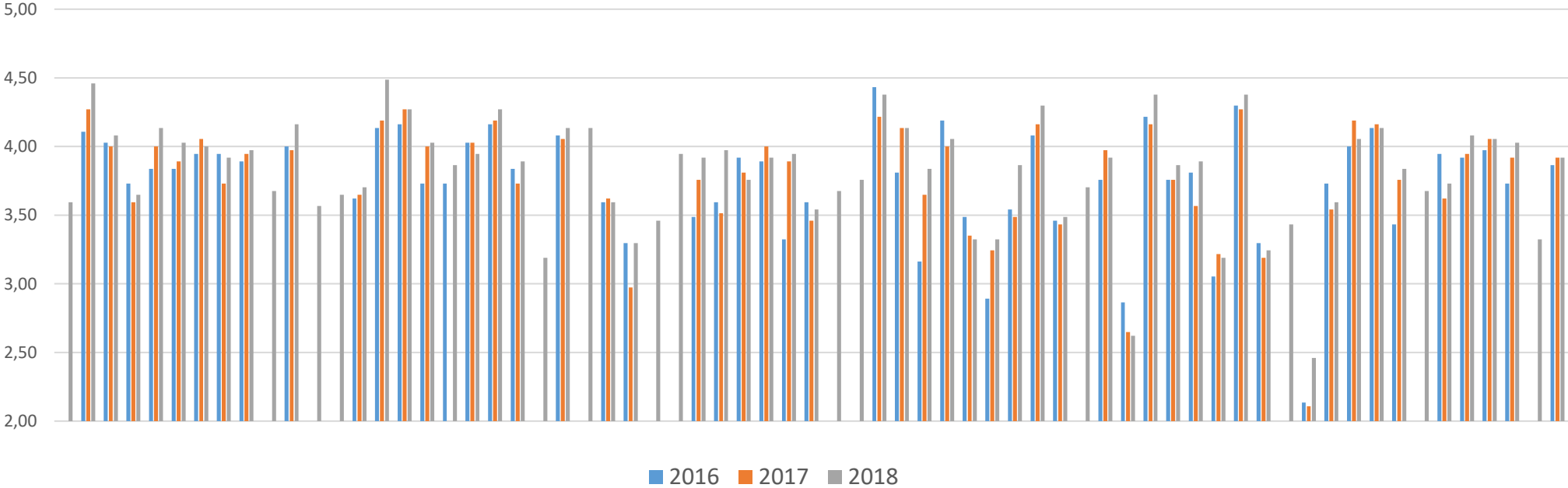


Operatore Socio Assistenziale Confronto anni 2016, 2017 e 2018

Nome cognome	2016	2017	2018
XXXXXXXXXX			3,59
XXXXXXXXXX	4,11	4,27	4,46
XXXXXXXXXX	4,03	4,00	4,08
XXXXXXXXXX	3,73	3,59	3,65
XXXXXXXXXX	3,84	4,00	4,14
XXXXXXXXXX	3,84	3,89	4,03
XXXXXXXXXX	3,95	4,05	4,00
XXXXXXXXXX	3,95	3,73	3,92
XXXXXXXXXX	3,89	3,95	3,97
XXXXXXXXXX			3,68
XXXXXXXXXX	4,00	3,97	4,16
XXXXXXXXXX			3,57
XXXXXXXXXX			3,65
XXXXXXXXXX	3,62	3,65	3,70
XXXXXXXXXX	4,14	4,19	4,49
XXXXXXXXXX	4,16	4,27	4,27
XXXXXXXXXX	3,73	4,00	4,03
XXXXXXXXXX	3,73		3,86
XXXXXXXXXX	4,03	4,03	3,95
XXXXXXXXXX	4,16	4,19	4,27
XXXXXXXXXX	3,84	3,73	3,89
XXXXXXXXXX			3,19
XXXXXXXXXX	4,08	4,05	4,14
XXXXXXXXXX			4,14
XXXXXXXXXX	3,59	3,62	3,59
XXXXXXXXXX	3,30	2,97	3,30
XXXXXXXXXX			3,46
XXXXXXXXXX			3,95
XXXXXXXXXX	3,49	3,76	3,92
XXXXXXXXXX	3,59	3,51	3,97
XXXXXXXXXX	3,92	3,81	3,76
XXXXXXXXXX	3,89	4,00	3,92
XXXXXXXXXX	3,32	3,89	3,95
XXXXXXXXXX	3,59	3,46	3,54
XXXXXXXXXX			3,68
XXXXXXXXXX			3,76
XXXXXXXXXX	4,43	4,22	4,38
XXXXXXXXXX	3,81	4,14	4,14
XXXXXXXXXX	3,16	3,65	3,84
XXXXXXXXXX	4,19	4,00	4,05
XXXXXXXXXX	3,49	3,35	3,32
XXXXXXXXXX	2,89	3,24	3,32
XXXXXXXXXX	3,54	3,49	3,86
XXXXXXXXXX	4,08	4,16	4,30
XXXXXXXXXX	3,46	3,43	3,49
XXXXXXXXXX			3,70
XXXXXXXXXX	3,76	3,97	3,92
XXXXXXXXXX	2,86	2,65	2,62
XXXXXXXXXX	4,22	4,16	4,38
XXXXXXXXXX	3,76	3,76	3,86
XXXXXXXXXX	3,81	3,57	3,89
XXXXXXXXXX	3,05	3,22	3,19
XXXXXXXXXX	4,30	4,27	4,38
XXXXXXXXXX	3,30	3,19	3,24
XXXXXXXXXX			3,43
XXXXXXXXXX	2,14	2,11	2,46
XXXXXXXXXX	3,73	3,54	3,59
XXXXXXXXXX	4,00	4,19	4,05
XXXXXXXXXX	4,14	4,16	4,14
XXXXXXXXXX	3,43	3,76	3,84
XXXXXXXXXX			3,68
XXXXXXXXXX	3,95	3,62	3,73
XXXXXXXXXX	3,92	3,95	4,08
XXXXXXXXXX	3,97	4,05	4,05
XXXXXXXXXX	3,73	3,92	4,03
XXXXXXXXXX			3,32
XXXXXXXXXX	3,86	3,92	3,92

Operatore Socio Assistenziale
Confronto anni 2016, 2017 e 2018

Operatore Socio Sanitario



Operatore Socio Assistenziale - Dettaglio Aree anno 2018

2017 Nome cognome	Area A media	Area B media	Area C media	Area D media
XXXXXXXXXX	3,57	3,40	3,69	3,56
XXXXXXXXXX	4,86	4,80	4,31	4,22
XXXXXXXXXX	4,43	4,20	3,94	4,00
XXXXXXXXXX	3,71	3,40	3,69	3,67
XXXXXXXXXX	4,43	3,80	4,00	4,33
XXXXXXXXXX	4,00	4,20	3,94	4,11
XXXXXXXXXX	4,29	4,60	3,75	3,89
XXXXXXXXXX	4,00	4,00	3,81	4,00
XXXXXXXXXX	4,00	4,20	3,88	4,00
XXXXXXXXXX	3,29	3,60	3,88	3,67
XXXXXXXXXX	4,29	4,40	4,06	4,11
XXXXXXXXXX	3,29	3,60	3,63	3,67
XXXXXXXXXX	3,57	3,60	3,69	3,67
XXXXXXXXXX	3,57	3,60	3,69	3,89
XXXXXXXXXX	4,86	4,40	4,38	4,44
XXXXXXXXXX	4,43	4,60	4,31	3,89
XXXXXXXXXX	4,00	4,00	3,88	4,33
XXXXXXXXXX	3,71	3,60	4,00	3,89
XXXXXXXXXX	4,14	3,60	4,00	3,89
XXXXXXXXXX	4,57	4,80	4,00	4,22
XXXXXXXXXX	3,86	3,80	3,94	3,89
XXXXXXXXXX	3,29	3,20	3,06	3,33
XXXXXXXXXX	4,00	4,00	4,25	4,11
XXXXXXXXXX	4,29	4,20	4,06	4,11
XXXXXXXXXX	4,00	3,80	3,38	3,56
XXXXXXXXXX	3,43	3,40	3,38	3,00
XXXXXXXXXX	3,71	3,80	3,38	3,22
XXXXXXXXXX	3,71	4,00	4,00	4,00
XXXXXXXXXX	4,14	3,80	3,94	3,78
XXXXXXXXXX	4,14	4,20	3,88	3,89
XXXXXXXXXX	3,43	4,20	3,69	3,89
XXXXXXXXXX	3,86	3,80	4,06	3,78
XXXXXXXXXX	3,86	4,00	4,06	3,78
XXXXXXXXXX	3,57	3,80	3,44	3,56
XXXXXXXXXX	3,71	3,40	3,63	3,89
XXXXXXXXXX	3,71	4,00	3,63	3,89
XXXXXXXXXX	4,57	4,40	4,25	4,44
XXXXXXXXXX	4,00	4,20	4,19	4,11
XXXXXXXXXX	4,00	3,80	3,81	3,78
XXXXXXXXXX	4,14	4,40	4,00	3,89
XXXXXXXXXX	3,43	3,60	3,31	3,11
XXXXXXXXXX	3,00	3,00	3,44	3,56
XXXXXXXXXX	4,00	4,00	3,69	4,00
XXXXXXXXXX	4,43	4,40	4,19	4,33
XXXXXXXXXX	3,43	3,80	3,25	3,78
XXXXXXXXXX	3,57	3,60	3,81	3,67
XXXXXXXXXX	4,00	4,00	3,94	3,78
XXXXXXXXXX	2,71	2,60	2,50	2,78
XXXXXXXXXX	4,43	4,60	4,19	4,56
XXXXXXXXXX	4,14	4,00	3,94	3,44
XXXXXXXXXX	4,57	4,20	3,56	3,78
XXXXXXXXXX	3,00	3,00	3,44	3,00
XXXXXXXXXX	4,43	4,60	4,25	4,44
XXXXXXXXXX	3,14	3,40	3,25	3,22
XXXXXXXXXX	3,29	3,60	3,44	3,44
XXXXXXXXXX	2,43	2,60	2,50	2,33
XXXXXXXXXX	3,29	3,40	3,63	3,89
XXXXXXXXXX	4,00	4,00	4,19	3,89
XXXXXXXXXX	4,43	4,00	4,19	3,89
XXXXXXXXXX	3,86	4,00	3,81	3,78
XXXXXXXXXX	3,57	3,60	3,81	3,56
XXXXXXXXXX	3,86	3,60	3,75	3,67
XXXXXXXXXX	4,14	4,00	4,13	4,00
XXXXXXXXXX	4,29	4,00	4,00	4,00
XXXXXXXXXX	4,00	3,80	3,94	4,33
XXXXXXXXXX	3,29	3,40	3,19	3,56
XXXXXXXXXX	4,14	4,00	3,88	3,78

Operatore Socio Assistenziale Dettaglio Aree anno 2018

